



3RD QUARTER 2015 BUDGET REPORTS



Department of
Budget &
Management
“Commitment to Excellence”

Table of Contents

DEPARTMENT OF BUDGET & MANAGEMENT

BUDGET REPORT

GENERAL FUND

General Fund – Summary of Revenues & Expenditures.....	1
General Fund – Tax Collection Report	2
Contingency Account – Detail	3-7
General Fund Major Expenditures Analysis.....	8-13
General Fund – Personnel Adjustments by Department.....	14-15
General Fund – Vacancy Report.....	16-19

ROAD & BRIDGE

Road & Bridge – Fund Balance	20
Road & Bridge – Personnel Adjustments by Department.....	21-22
Road & Bridge – Vacancy Report	23

OTHER MISC. REPORTS

JP Revenue Collection Reports.....	24-25
Court Reporter Fund Expenditure Analysis	26
Unemployment Reports	27-29



General Fund – Summary of Revenues & Expenditures

This report illustrates the adjustments made to the Adopted Revenue & Expenditure budgets.

Hidalgo County
Department Of Budget & Management

2015 ADJUSTED BUDGET

As of September 30, 2015

Revenues

Beginning Balance (as of 07/01/15): **\$ 176,571,676.58**

Activity:

Date	Transaction Description	Amount
9/1/2015	Appropriation of new sources of revenue, as certified by the County Auditor for fiscal year 2015.	1,621,753.59

Total Activity: **\$ 1,621,753.59**

Ending Adjusted Revenues (as of 09/30/15): **\$ 178,193,430.17**

Expenditures

Beginning Balance (as of 07/01/15): **\$ 189,974,369.12**

Activity:

Date	Transaction Description	Amount
7/7/2015	Appropriation of funds for the County Clerk Record Archive to fund the Restoration & Preservation of the Hidalgo Co. Clerk's Historical Record Books Project (funds taken from the CC-Record Archive G/F Restricted F/B)	333,500.00
9/15/2015	Appropriation of funds for the Elections Contract restricted account to fund various operating expenditures for the Elections Dept. in accordance with Texas Election Code §31.100 (funds taken from the Elections Contract G/F Restricted F/B).	255,301.34
9/29/2015	Appropriation of funds for the Grand Jury restricted account to fund court costs & investigation expenditures (funds taken from the Grand Jury G/F Restricted F/B).	4,000.00

Total Activity: **\$ 592,801.34**

Ending Adjusted Budget (as of 09/30/15): **\$ 190,567,170.46**



General Fund Tax Collection Report

This report illustrates actual tax collections.

Hidalgo County

Department of Budget & Management

TAX COLLECTION ANALYSIS

Countywide

YTD - As of September 30, 2015

	2015 Tax Roll Receivable	2014 Tax Roll Receivable	2013 & Prior Taxes Receivable	Totals
Levy Amount:				
As of October 1, 2014				\$ -
As of October 1, 2013		\$ 167,256,801.76		167,256,801.76
As of January 1, 2014			\$ 26,189,529.37	26,189,529.37
Totals				193,446,331.13
Year-to-Date Modifications	*	1,967,813.77 *	(267,660.32) **	1,700,153.45
Adjusted Levy to Date	-	169,224,615.53	25,921,869.05	195,146,484.58
Less Collections:				
October '14	-	531,281.34	-	531,281.34
November	-	13,867,585.12	-	13,867,585.12
December	-	50,725,570.34	-	50,725,570.34
January '15	-	72,314,079.13	1,276,448.11	73,590,527.24
February	-	10,728,894.78	901,172.01	11,630,066.79
March	-	5,436,887.09	845,846.82	6,282,733.91
April	-	2,078,360.48	562,727.27	2,641,087.75
May	-	1,744,993.56	608,192.85	2,353,186.41
June	-	1,669,749.00	655,677.41	2,325,426.41
July	-	1,325,311.90	587,329.14	1,912,641.04
August	-	731,614.56	469,621.59	1,201,236.15
September	-	529,627.57	332,485.91	862,113.48
October	-	-	-	-
November	-	-	-	-
December	-	-	-	-
Total Collections	-	161,683,954.87	6,239,501.11	167,923,455.98
Total Taxes Receivable	-	7,540,660.66	19,682,367.94	27,223,028.60
Tax Roll as of 09/30/2015	0.00	\$ 7,540,660.66	\$ 19,682,367.94	\$ 27,223,028.60
		0.00	0.00	0.00
Taxes Receivable	#DIV/0!	4.46%	75.93%	13.95%
Taxes Collected ***	#DIV/0!	95.54%	24.07%	86.05%
13 Roll Coll. as of 09/30/14	0.00%	93.92%	19.10%	82.74%
12 Roll Coll. as of 9/30/13	0.00%	94.79%	22.26%	84.01%
11 Roll Coll. as of 9/30/12	0.00%	94.63%	23.06%	83.44%
'10 Roll Coll. as of 9/30/11	0.00%	93.57%	23.65%	82.80%
'09 Roll Coll. as of 9/30/10	0.00%	92.89%	25.77%	82.84%
'08 Roll Coll. as of 9/30/09	0.00%	92.27%	23.90%	82.72%
'07 Roll Coll. as of 9/30/08	0.00%	92.75%	24.46%	82.83%
'06 Roll Coll. as of 9/30/07	0.00%	92.62%	27.13%	81.89%
'05 Roll Coll. as of 9/30/06	0.00%	91.82%	26.35%	80.72%
'04 Roll Coll. as of 9/30/05	0.00%	91.46%	24.33%	79.84%
'03 Roll Coll. as of 9/30/04	0.00%	91.43%	25.26%	79.23%
'02 Roll Coll. as of 9/30/03	0.00%	90.83%	24.77%	78.66%
'01 Roll Coll. as of 9/30/02	0.00%	89.99%	23.40%	76.68%
'00 Roll Coll. as of 9/30/01	0.00%	89.33%	20.64%	75.69%

* Modifications are made from adjustments submitted by the appraisal district.

** Aside from regular modifications, delinquent adjustments include the addition of rollback taxes to the tax roll.

*** Collections and Receivable percentages are in relation to Adjusted Tax Levy, not Original Levy.



Contingency Account ~ Detail

This report illustrates the transaction activity of the County Wide-Contingency account in detail. The Contingency account is a budgetary reserve set-aside for emergencies or unforeseen expenditures.

Hidalgo County

Department of Budget & Management

2015 CONTINGENCY ACCOUNT DETAIL

As of September 30, 2015

Beginning Account Balance (as of 7/1/15) \$ 40,265.26

Activity:

Date	JE No./AI	Department	Amount
07/01/15	JE152294	Pct3 Parks	(37,000.00)
07/07/15	JE152348	449th DC	(2,500.00)
07/07/15	JE152351	GF Salary Sweep	928,484.78
07/07/15	JE152374	Co Wide Adm	(285.95)
07/07/15	JE152375	IT Countywide	(30,000.00)
07/07/15	JE152376	Jail	(66,000.00)
07/08/15	JE152378	Sheriff	(30,874.85)
07/08/15	JE152379	JP Pct 4/PL 2	(4,823.56)
07/10/15	JE152415	Public Affairs	(1,619.67)
07/14/15	JE152416	Co Comm	(1,500.00)
07/15/15	JE152418	Jail Landmark	(7,400.00)
07/21/15	JE152552	Pct2 Parks	(20,681.70)
07/21/15	JE152553	Pct1 Delta West Subdivision	(148,541.90)
07/21/15	JE152554	Juv Prob	(106,652.00)
07/21/15	JE152555	IT Countywide	19,305.00
07/21/15	JE152556	Co Judge	(7,903.00)
07/23/15	JE152627	Co Wide Adm	(250.80)
07/23/15	JE152630	Tax Office	(45,772.96)
07/23/15	JE152631	Pct1 Parks	(200.00)
07/27/15	JE152637	Emergency Mgmt	(13,651.60)
07/28/15	JE152653	JP Pct 4/PL 2	(836.81)

Hidalgo County

Department of Budget & Management

2015 CONTINGENCY ACCOUNT DETAIL

As of September 30, 2015

Activity (cont.):

Date	JE No./AI	Department	Amount
07/28/15	JE152654	430th DC	(1,000.00)
07/30/15	JE152698	Alton FD	2,068.00
07/30/15	JE152699	Fire Marshal	(2,068.00)
08/04/15	JE152763	Co Wide Adm	18,330.00
08/04/15	JE152782	Dist Clerk	(6,500.00)
08/04/15	JE152787	CCL#6	(5,950.00)
08/04/15	JE152788	92nd DC	(8,480.00)
08/05/15	JE152819	Jail	(32,882.00)
08/05/15	JE152853	Executive Office	(1,360.00)
08/05/15	JE152854	Veteran's Srv	(2,216.00)
08/05/15	JE152855	Co Wide Adm	700.00
08/06/15	JE152903	Pct1 Parks	(10,000.00)
08/06/15	JE152904	Co Wide Adm	(302.95)
08/11/15	JE152939	IT Countywide	(83,243.20)
08/11/15	JE152940	IT Countywide	(32,550.00)
08/14/15	JE152955	389th DC	(1,200.00)
08/14/15	JE152958	Co Judge	(7,903.00)
08/14/15	JE152972	JP Pct 4/PL 2	(105.00)
08/14/15	JE152973	Insurance	(3,576.39)
08/18/15	JE152981	Pct4 Sanitation	(35,000.00)
08/18/15	JE182982	Co Wide Adm	1,809.36
08/18/15	JE152983	Jp Pct 1/PL 2	(1,809.36)
08/18/15	JE153020	Co Wide Adm	5,270.99
08/18/15	JE153037	Executive Office	(23,343.68)

Hidalgo County

Department of Budget & Management

2015 CONTINGENCY ACCOUNT DETAIL

As of September 30, 2015

Activity (cont.):

Date	JE No./AI	Department	Amount
08/18/15	JE153039	CCL#2	(3,493.06)
08/18/15	JE153041	CCL#6	(1,896.73)
08/18/15	JE153042	93rd DC	(2,019.26)
08/18/15	JE153043	DBM-Budget Div	(2,000.00)
08/18/15	JE153044	JP Pct 4/PL 1	339.43
08/18/15	JE153052	Crim DA	(1,402.88)
08/18/15	JE153054	Transfer Out	(1,753.00)
08/19/15	JE153072	Co Wide Adm	(40,000.00)
08/20/15	JE153086	Co Comm	67,000.00
08/20/15	JE153087	Sheriff	(67,000.00)
08/20/15	JE153088	Co Wide Adm	(48,134.46)
08/25/15	JE153166	Facilities Mgmt	(505.00)
08/25/15	JE153168	Transfer Out	(13,000.00)
08/26/15	JE153195	Executive Office	(3,600.00)
08/26/15	JE153196	Co Judge	(4,606.00)
08/28/15	JE153204	Transfer Out	(40,000.00)
08/31/15	JE153285	Public Defender	(722.97)
08/31/15	JE153410	Transfer Out	(0.28)
08/31/15	JE153411	Transfer Out	(0.04)
09/01/15	JE153288	Transfer Out	(42,900.53)
09/01/15	JE153317	CC & DC E-Filing	(267,000.00)
09/01/15	JE153318	Child Welfare Defense	559,142.50
09/01/15	JE153319	Flood Control Water Extract 2015	(559,142.50)
09/01/15	JE153320	5th Adm Judicial Region	(5,600.00)

Hidalgo County

Department of Budget & Management

2015 CONTINGENCY ACCOUNT DETAIL

As of September 30, 2015

Activity (cont.):

Date	JE No./AI	Department	Amount
09/01/15	JE153323	Fire Marshal	(12,688.46)
09/01/15	JE153324	Facilities Mgmt	(15,000.00)
09/01/15	JE153332	Transfer Out	(42,900.53)
09/01/15	JE153333	GF Salary Sweep	666,611.02
09/01/15	JE153334	GF FICA Sweep	172,737.72
09/01/15	JE153342	275th DC	(6,860.05)
09/01/15	JE153343	Co Wide Adm	(3,600.00)
09/01/15	JE153348	Rev JE153332	42,900.53
09/02/15	JE153350	Co Wide Adm	(9,947.93)
09/03/15	JE153356	Constable Pct.4	(3,208.50)
09/03/15	JE153357	Master Crt	(740.00)
09/04/15	JE153413	Purchasing	(1,582.23)
09/08/15	JE153417	389th DC	(5,000.00)
09/09/15	JE153422	Co Wide Adm	(75,420.00)
09/09/15	JE153458	Safety	(3,755.16)
09/15/15	JE153491	Gen Fund-Appraisal Fees	(13,008.00)
09/15/15	JE153509	Co Wide Adm	2,440.00
09/15/15	JE153510	Co Wide Adm	(75,420.00)
09/15/15	JE153555	Indigent Defense	(2,440.00)
09/16/15	JE153577	Co Wide Adm	75,420.00
09/16/15	JE153580	Juvenile	(367,479.12)
09/22/15	JE153647	Transfer Out	(68,013.52)
09/29/15	JE151570	Dist Clerk	(22,000.00)
09/29/15	JE153747	Public Defender	(59,708.57)

Hidalgo County

Department of Budget & Management

2015 CONTINGENCY ACCOUNT DETAIL

As of September 30, 2015

Activity (cont.):

Date	JE No./AI	Department	Amount
09/29/15	JE153765	Transfer Out	(383,000.00)
09/29/15	JE153766	Co Wide Adm	181,440.65
09/29/15	JE153775	Co Wide Adm	52,722.00
09/29/15	JE153792	Co Wide Adm	(5,000.00)
09/29/15	JE153806	General Litigation	300,000.00
09/29/15	JE153807	Various Dept	283,000.00
09/29/15	JE153808	Child Welfare Defense	59,708.57
09/29/15	JE153815	Elections Dept	(55,000.00)
09/29/15	JE153816	Constable Pct.4	(1,051.94)
09/29/15	JE153817	Pct4 Sanitation	(48,013.62)
09/29/15	JE153818	Pct. 4	(96,908.14)
09/29/15	JE153819	CCL#1	(2,500.00)
09/29/15	JE153823	Transfer Out	(66,119.03)
09/29/15	JE153824	GF Salary Sweep	375,463.32
09/29/15	JE153855	Co Wide Adm	(3,790.50)
09/29/15	JE153857	Co Wide Adm	3,600.00
09/30/15	JE153870	Co Wide Adm	(98,493.50)
09/30/15	JE153871	Co Wide Adm	(6,840.00)

Total Activity: \$ **372,243.98**

Ending Account Balance (as of 9/30/15): \$ **412,509.24**

Revised 3/31/16



General Fund Major Expenditures Analysis

This report illustrates the Adopted Budget for the current calendar year in comparison to prior year and current actual expenditures on a monthly basis.

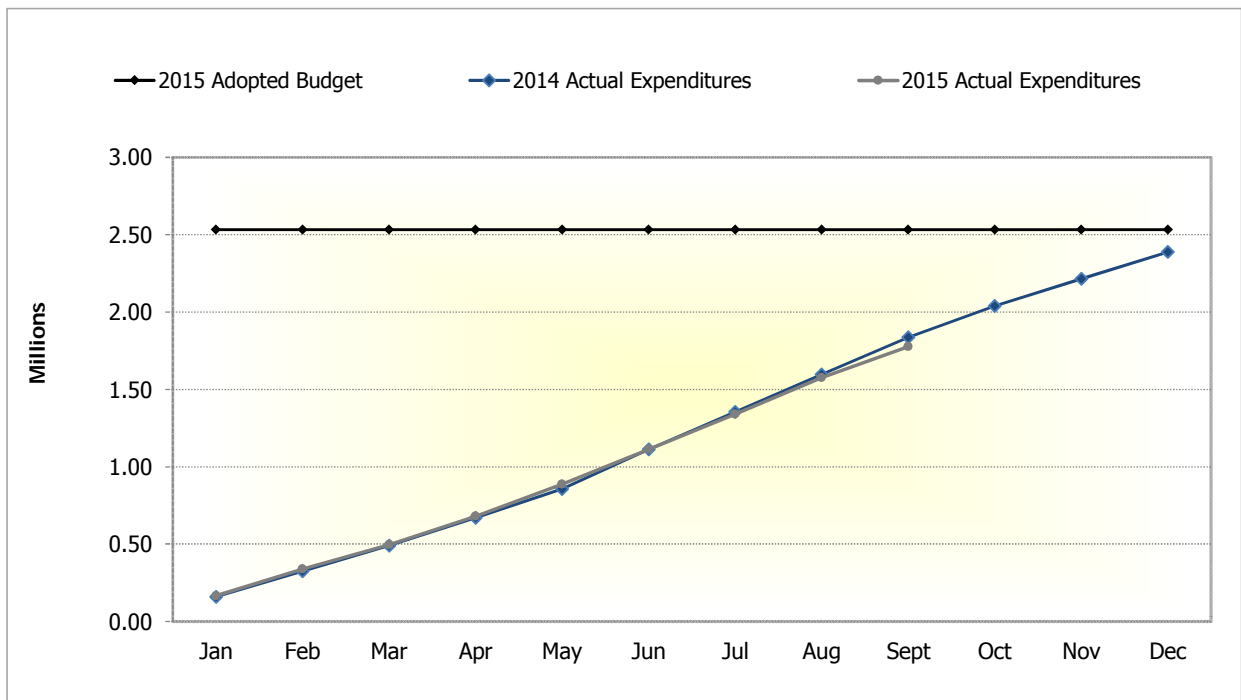
Hidalgo County

Department of Budget & Management

CO WIDE ELECTRICITY

2014 vs 2015
As of September 30, 2015

Month	2014 Actual Expenditures	2015 Actual Expenditures	% Change Qtrly 2014 vs 2015
January	159,592.71	166,511.12	
February	165,073.43	172,896.94	1.08%
March	166,481.76	157,034.21	
April	179,718.99	184,169.40	
May	186,378.48	207,479.38	-0.95%
June	256,531.68	225,073.35	
July	240,619.60	227,388.19	
August	241,509.51	235,111.01	-8.18%
September	240,311.04	200,852.64	
October	202,722.39		
November	176,169.65		
December	173,238.85		
Total:	2,388,348.09	1,776,516.24	



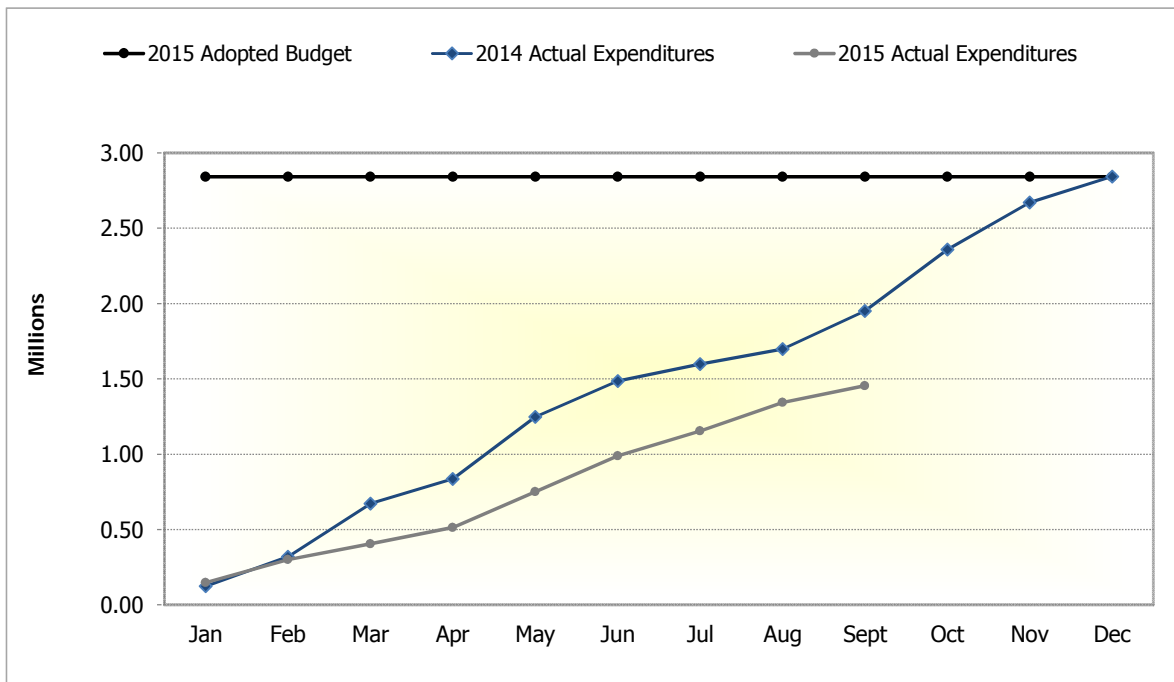
Note: Report includes all electricity expenditures for Fund 1100.

Hidalgo County

Department of Budget & Management

GASOLINE 2014 vs 2015 As of September 30, 2015

Month	2014 Actual Expenditures	2015 Actual Expenditures	% Change Qtrly 2014 vs 2015
January	122,956.57	147,042.79	
February	196,984.32	152,447.56	-39.80%
March	351,400.24	104,659.86	
April	164,675.99	108,870.13	
May	412,214.07	236,675.98	-28.14%
June	236,245.47	238,745.72	
July	114,464.74	166,163.51	
August	99,735.81	188,099.88	-0.07%
September	251,984.35	111,577.59	
October	407,433.33		
November	312,128.94		
December	173,434.65		
Total:	2,843,658.48	1,454,283.02	



Note: Report includes general fund only.

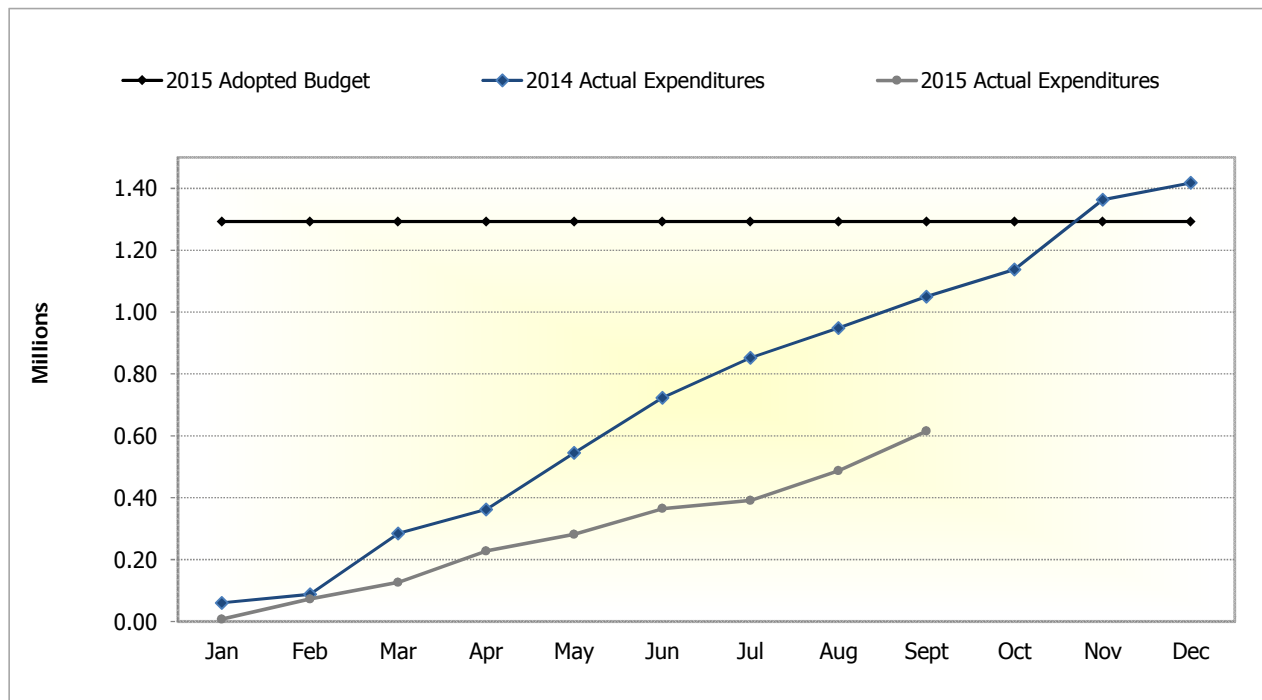
Hidalgo County

Department of Budget & Management

GENERAL LITIGATION

2014 vs 2015
As of September 30, 2015

Month	2014 Actual Expenditures	2015 Actual Expenditures	% Change Qtrly 2014 vs 2015
January	60,548.68	7,489.95	
February	27,907.31	65,296.32	-55.55%
March	196,230.39	53,770.98	
April	77,570.57	100,816.25	
May	182,949.25	54,139.08	-45.67%
June	177,683.83	83,135.50	
July	129,176.82	25,931.54	
August	96,066.09	96,903.75	-23.13%
September	101,081.60	128,016.68	
October	88,045.30		
November	226,106.10		
December	54,140.88		
Total:	1,417,506.82	615,500.05	



Note: Report includes any expenses for 125-006 accounts.

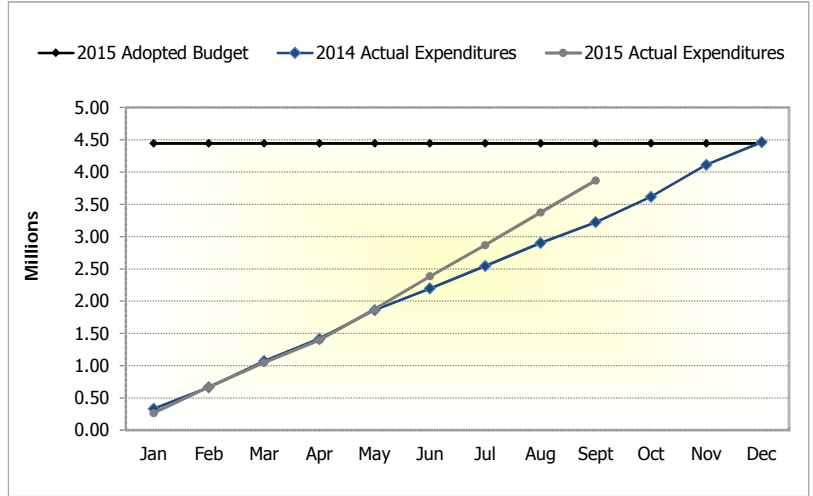
Hidalgo County

Department of Budget & Management

LEGAL EXPENDITURES 2014 vs 2015 As of September 30, 2015

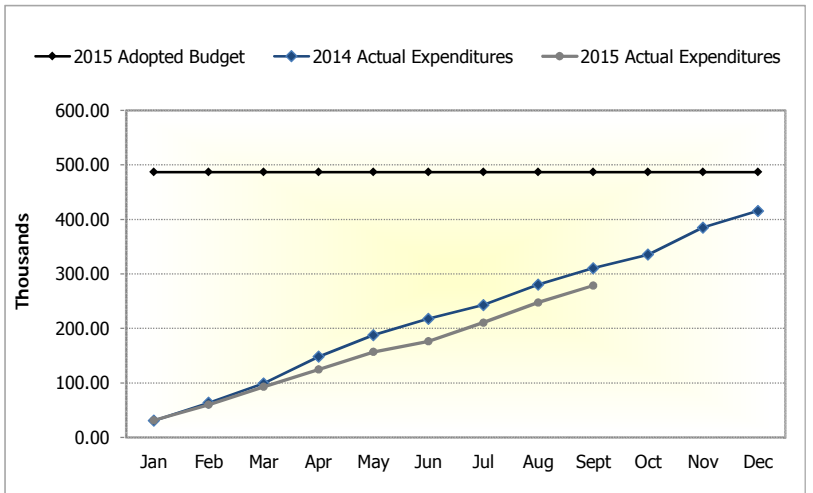
Public Defense

Month	2014 Actual Expenditures	2015 Actual Expenditures	% Change Qtrly 2014 vs 2015
January	330,842.50	261,522.50	
February	333,492.50	405,807.50	-2.44%
March	407,701.51	378,510.72	
April	343,736.50	345,546.27	
May	441,962.02	479,649.69	18.87%
June	339,870.44	512,814.45	
July	347,003.00	482,227.20	
August	355,780.24	507,280.61	44.64%
September	323,000.00	494,227.98	
October	389,872.00		
November	497,831.62		
December	350,918.44		
Total:	\$ 4,462,010.77	\$ 3,867,586.92	



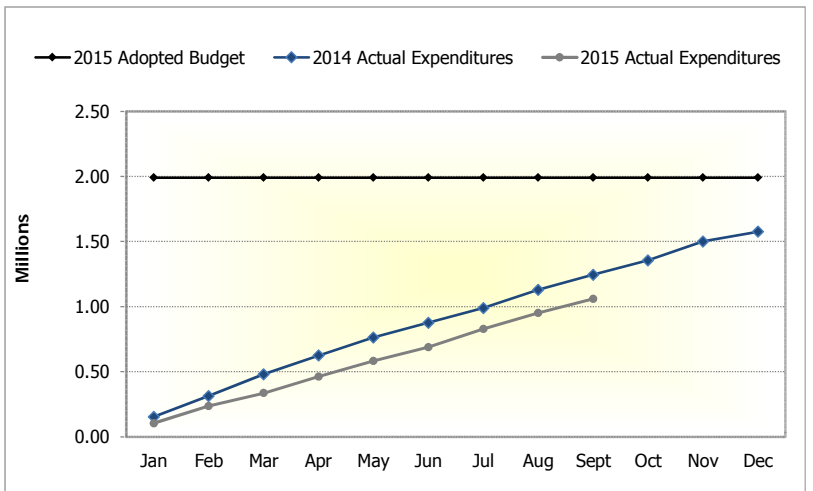
Other Public Defense

Month	2014 Actual Expenditures	2015 Actual Expenditures	% Change Qtrly 2014 vs 2015
January	30,702.50	31,425.00	
February	32,860.00	28,737.50	-6.32%
March	35,596.25	32,732.50	
April	49,052.50	31,727.50	
May	39,742.50	32,375.00	-29.77%
June	29,935.00	19,285.00	
July	25,032.50	34,410.00	
August	37,602.00	37,120.00	10.59%
September	29,986.84	30,897.50	
October	24,935.50		
November	49,575.00		
December	30,657.50		
Total:	\$ 415,678.09	\$ 278,710.00	



Child Welfare Defense

Month	2014 Actual Expenditures	2015 Actual Expenditures	% Change Qtrly 2014 vs 2015
January	153,857.50	105,317.50	
February	158,600.79	131,640.00	-29.96%
March	168,535.00	99,930.00	
April	143,302.50	126,835.00	
May	138,922.50	120,505.00	-10.66%
June	112,982.50	105,735.00	
July	114,092.50	139,815.00	
August	139,515.00	121,955.00	0.80%
September	114,152.50	108,946.04	
October	110,670.00		
November	145,795.00		
December	75,512.50		
Total:	\$ 1,575,938.29	\$ 1,060,678.54	



Hidalgo County

Department of Budget & Management

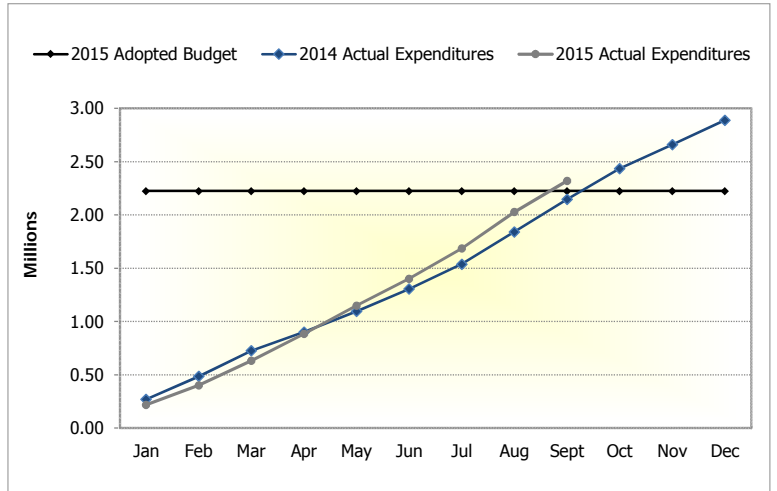
ROOM & BOARD EXPENDITURES

2014 vs 2015

As of September 30, 2015

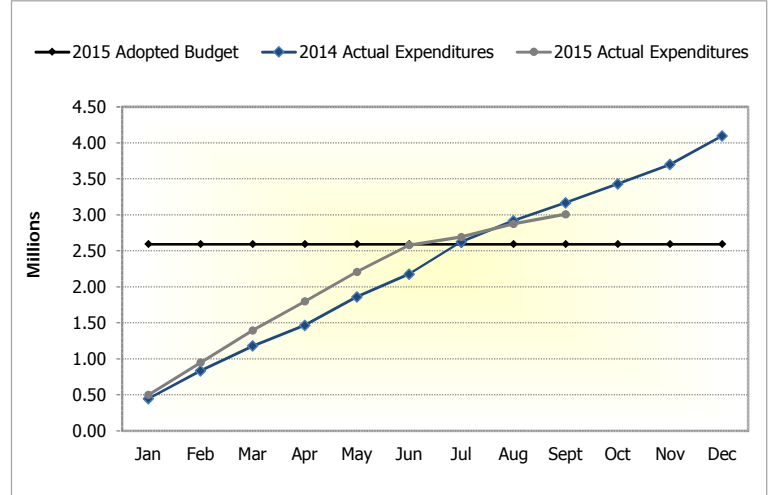
Jail

Month	2014 Actual Expenditures	2015 Actual Expenditures	% Change Qtrly 2014 vs 2015
January	268,155.00	216,531.00	
February	216,675.00	184,093.00	-12.81%
March	238,545.00	230,104.00	
April	176,547.00	253,281.00	
May	195,363.00	265,139.00	32.75%
June	208,838.00	252,523.00	
July	232,407.00	282,798.00	
August	303,261.00	343,011.00	9.11%
September	304,976.00	291,443.00	
October	287,042.00		
November	226,968.00		
December	228,977.00		
Total:	\$ 2,887,754.00	\$ 2,318,923.00	



Juvenile

Month	2014 Actual Expenditures	2015 Actual Expenditures	% Change Qtrly 2014 vs 2015
January	444,854.25	496,833.28	
February	387,811.01	449,833.22	18.18%
March	345,697.06	445,925.64	
April	285,488.61	403,583.72	
May	395,884.53	412,190.88	18.99%
June	316,036.09	371,064.65	
July	449,614.00	113,532.47	
August	292,322.92	180,626.33	
September	248,902.60	134,214.20	
October	263,178.52		
November	269,877.88		
December	394,289.31		
Total:	\$ 4,093,956.78	\$ 3,007,804.39	



Note: Juvenile include expenses for both Probation and Detention accounts.

Hidalgo County

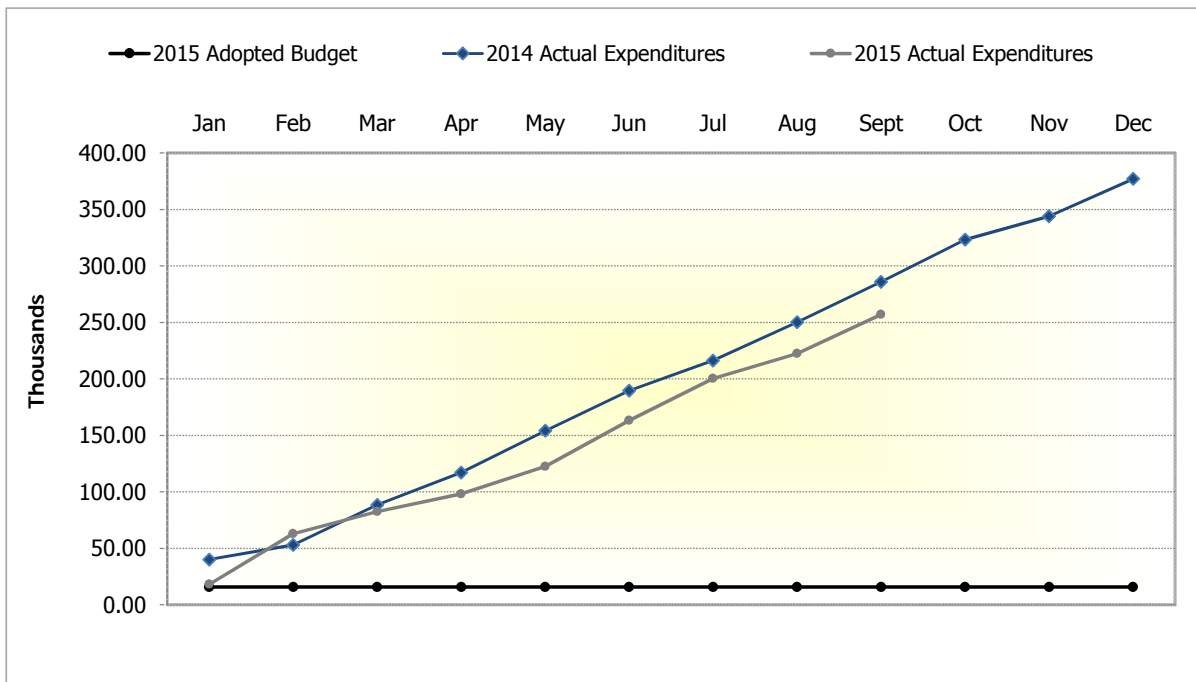
Department of Budget & Management

VISITING JUDGES

2014 vs 2015

As of September 30, 2015

Month	2014 Actual Expenditures	2015 Actual Expenditures	% Change Qtrly 2014 vs 2015
January	40,034.62	18,053.18	
February	13,111.78	44,897.32	-6.73%
March	35,172.08	19,419.96	
April	28,824.61	15,749.85	
May	36,872.09	24,287.58	-20.14%
June	35,526.35	40,802.72	
July	26,702.21	37,177.76	
August	33,911.64	22,073.72	-2.65%
September	35,734.44	34,547.46	
October	37,301.73		
November	20,817.69		
December	33,024.49		
Total:	377,033.73	257,009.55	



Note: Report includes any expenses for 115-014 accounts.



General Fund- Personnel Adjustments by Department

This report illustrates all personnel adjustments by department approved by Commissioners' Court during the current quarter.

Hidalgo County

Department of Budget & Management

DELETION & CREATION OF POSITIONS

General Fund

As of September 30, 2015

Beginning Balance (as of 7/1/15):	29	\$ 509,251.00
--	-----------	----------------------

Activity:

CC Approval Date ¹	Department	Slot No	Position Title	Salary
07/07/15	PCT 2 SANITATION	0003	ATTENDANT III	(28,247.00)
07/21/15	CONSTABLE PCT 4	T023	DEPUTY CONSTABLE	19,569.68
07/21/15	TAX OFFICE	0006	MANAGER-TAX ASSESSING SECTION	(56,162.00)
07/21/15	TAX OFFICE	0136	DEPUTY CLERK I	(26,014.00)
07/21/15	TAX OFFICE	0175	BUDGET CLERK II	(32,620.00)
07/21/15	TAX OFFICE	0179	DEPUTY CLERK II	30,000.00
07/21/15	TAX OFFICE	0180	ADMINISTRATIVE ASSISTANT III	36,340.00
07/21/15	TAX OFFICE	0181	DATA ENTRY CLERK II	20,235.00
07/21/15	TAX OFFICE	0182	DATA ENTRY CLERK II	20,235.00
07/21/15	TAX OFFICE	0183	DEPUTY CLERK II	30,000.00
07/21/15	CRIM DA	0119	ASSISTANT DISTRICT ATTORNEY III	9,100.00
07/21/15	SHERIFF'S OFFICE	0008	CAPTAIN	(66,950.00)
07/21/15	SHERIFF'S OFFICE	0421	LIEUTENANT IV	57,759.00
08/04/15	COUNTY JUDGE	0038	COUNTY EXECUTIVE DIRECTOR	92,000.00
09/01/15	PCT 4 PARKS	0013	PARK MAINTENANCE SUPERVISOR	38,949.00
09/01/15	SHERIFF'S OFFICE	0375	DEPUTY SHERIFF STEP I	(39,140.00)
09/01/15	SHERIFF'S OFFICE	0422	SERGEANT STEP I	47,359.00
09/29/15	PUBLIC DEFENDER'S OFFICE	0019	PUBLIC DEFENDER III	60,655.00
09/29/15	PUBLIC DEFENDER'S OFFICE	0020	PUBLIC DEFENDER II	52,002.00
09/29/15	PUBLIC DEFENDER'S OFFICE	0021	SOCIAL WORKER	41,280.00
09/29/15	PUBLIC DEFENDER'S OFFICE	0022	ADMINISTRATIVE ASSISTANT I	24,087.00
Total Activity:		9		\$ 330,437.68

Ending Balance (as of 9/30/15):	38	\$ 839,688.68
--	-----------	----------------------

Notes:

1. Total count of positions represent net total between deletions and creations only.

Hidalgo County

Department of Budget & Management

OTHER PERSONNEL ADJUSTMENTS

General Fund

As of September 30, 2015

Beginning Balance (as of 7/1/15): **\$ 56,726.00**

Activity:

CC Approval Date	Department	Action Type	Slot No	Position Title	Salary
07/07/15	PCT 2 SANITATION	R	0002	HEAVY EQUIPMENT OPERATOR II	5,382.00
07/07/15	PCT 2 SANITATION	R	0010	HEAVY EQUIPMENT OPERATOR II	7,248.00
07/07/15	PCT 2 SANITATION	R	0016	MAINTENANCE II	2,042.00
07/07/15	PCT 2 SANITATION	R	0019	MAINTENANCE II	2,411.00
07/07/15	PCT 2 SANITATION	SI	0007	TRUCK DRIVER II	4,203.00
07/07/15	PCT 2 SANITATION	SI	0008	TRUCK DRIVER II	4,586.00
07/21/15	TAX OFFICE	A	0007	ACCOUNTS REPORT SPECIALIST	3,000.00
07/21/15	TAX OFFICE	R	0031	ADMINISTRATIVE ASSISTANT III	3,411.00
07/21/15	TAX OFFICE	R	0064	DEPUTY CLERK II	3,606.00
07/21/15	TAX OFFICE	R	0069	DEPUTY CLERK II	3,986.00
07/21/15	TAX OFFICE	R	0126	DEPUTY CLERK II	3,076.00
07/21/15	CRIM DA	R	0033	ASSISTANT DISTRICT ATTORNEY III	5,400.00
07/21/15	CRIM DA	R	0091	ASSISTANT DISTRICT ATTORNEY II	(21,320.00)
07/21/15	CRIM DA	R	0101	ASSISTANT DISTRICT ATTORNEY III	5,400.00
07/21/15	CRIM DA	R	0113	ASSISTANT DISTRICT ATTORNEY III	5,400.00
07/21/15	CRIM DA	A	0119	ASSISTANT DISTRICT ATTORNEY III	900.00
07/21/15	SHERIFF'S OFFICE	A	0008	CAPTAIN	(500.00)
07/21/15	SHERIFF'S OFFICE	A	0421	LIEUTENANT IV	500.00
07/21/15	SHERIFF'S OFFICE	A	0124	DEPUTY SHERIFF	(500.00)
07/21/15	SHERIFF'S OFFICE	A	0144	DEPUTY SHERIFF	(500.00)
07/21/15	SHERIFF'S OFFICE	A	0156	DEPUTY SHERIFF	(500.00)
07/21/15	SHERIFF'S OFFICE	A	0060	DEPUTY SHERIFF STEP II	500.00
07/21/15	SHERIFF'S OFFICE	A	0074	DEPUTY SHERIFF STEP II	500.00
07/21/15	SHERIFF'S OFFICE	A	0224	DEPUTY SHERIFF STEP II	500.00
08/18/15	CRIM DA	A	0050	CRIMINAL DISTRICT ATTORNEY	3,500.00
09/29/15	CRIM DA	A	0026	ASSISTANT DISTRICT ATTORNEY IV	(84.00)
09/29/15	CRIM DA	A	0013	ASSISTANT DISTRICT ATTORNEY IV	9,800.00
09/29/15	CRIM DA	A	0098	ASSISTANT DISTRICT ATTORNEY III	9,750.00
09/29/15	PUBLIC DEFENDER	A	0003	CHIEF PUBLIC DEFENDER	(24.00)
09/29/15	PUBLIC DEFENDER	A	0013	1ST ASSISTANT PUBLIC DEFENDER	9,850.00

Total Activity: **\$ 71,523.00**

Ending Balance (as of 9/30/15): **\$ 128,249.00**

Action Type Legend:

A - Allowances
R - Reclassification
SI - Salary Increase
SD - Salary Decrease



General Fund-Vacancy Report

This report illustrates General Fund vacant positions as of the end of the current quarter.

Hidalgo County
Department Of Budget & Management

VACANCY REPORT
General Fund
As of September 30, 2015

Department	Position Title	Budgeted Salary	Comp %
ELECTED OFFICIAL DEPARTMENTS			
389TH DC	ASST COORDINT	\$50,301.00	100.00%
JP PCT 4/PL 2	CASE MANAGER II	\$38,110.00	100.00%
JP PCT 4/PL 2	COURT CLERK	\$26,710.00	100.00%
JP PCT 4/PL 2	COURT CLERK	\$26,710.00	100.00%
JP PCT 4/PL 2	JUSTICE OF THE PEACE (INTERIM)	\$80,000.00	100.00%
CRIM DA	ADMINISTRATIVE ASSISTANT I	\$22,303.00	92.93%
CRIM DA	ADMINISTRATIVE ASSISTANT I	\$30,000.00	100.00%
CRIM DA	ASSISTANT DISTRICT ATTORNEY III	\$50,417.00	81.46%
CRIM DA	ASSISTANT DISTRICT ATTORNEY III	\$54,146.00	85.79%
CRIM DA	ASSISTANT DISTRICT ATTORNEY III	\$50,824.00	82.37%
CRIM DA	ASSISTANT DISTRICT ATTORNEY III	\$48,773.00	78.85%
DA CIVIL LITIGATION	ATTORNEY II	\$52,002.00	89.66%
DA BOND FORFEITURE COMMISSIONS	ASSISTANT DISTRICT ATTORNEY III	\$11,683.00	18.54%
DA BOND FORFEITURE COMMISSIONS	ASSISTANT DISTRICT ATTORNEY III	\$13,327.00	21.15%
DA BOND FORFEITURE COMMISSIONS	ATTORNEY II	\$3,098.00	5.25%
DIST CLERK	DEPUTY DISTRICT CLERK I	\$26,014.00	100.00%
DIST CLERK	DEPUTY DISTRICT CLERK I	\$26,014.00	100.00%
DIST CLERK	DEPUTY DISTRICT CLERK I	\$26,014.00	100.00%
DIST CLERK	DEPUTY DISTRICT CLERK I	\$26,014.00	100.00%
DIST CLERK	DEPUTY DISTRICT CLERK I	\$26,265.00	100.00%
DIST CLERK	DEPUTY DISTRICT CLERK II	\$33,975.00	100.00%
CO JUDGE	ASSISTANT CHIEF ADMINISTRATOR	\$70,040.00	100.00%
CO JUDGE	CHIEF ADMIN	\$83,883.00	100.00%
CO JUDGE	EXECUTIVE ASSISTANT III	\$59,740.00	100.00%
TAX OFF	BOOKKEEPER I	\$28,094.00	100.00%
TAX OFF	CLERK II	\$21,008.00	100.00%
TAX OFF	DATA ENTRY CLERK II	\$21,008.00	100.00%
TAX OFF	DATA ENTRY CLERK II	\$21,008.00	100.00%
TAX OFF	DATA ENTRY CLERK II	\$21,008.00	100.00%
TAX OFF	DEPUTY CLERK I	\$26,136.00	100.00%
TAX OFF	DEPUTY CLERK I	\$29,730.00	100.00%
TAX OFF	PROPERTY TAX MANAGER	\$65,507.00	95.90%
TAX OFF	TECHNICIAN II	\$31,045.00	100.00%
CO CLERK	ASSISTANT DEPUTY COUNTY CLERK	\$23,864.00	100.00%
CO CLERK	DEPUTY COUNTY CLERK I	\$28,840.00	100.00%
CO CLERK	INTERNAL AUDITOR III	\$52,071.00	100.00%
CO CLERK - RECORD ARCHIVE	DEPUTY COUNTY CLERK I	\$27,835.00	100.00%
CO CLERK - RECORD ARCHIVE	DEPUTY COUNTY CLERK I	\$27,000.00	100.00%
SHERIFF	ADMINISTRATIVE ASSISTANT I	\$25,772.00	100.00%
SHERIFF	COMMUNICATIONS OFFICER	\$30,342.00	100.00%
SHERIFF	COMMUNICATIONS OFFICER	\$30,342.00	100.00%
SHERIFF	DEPUTY SHERIFF STEP I	\$39,140.00	100.00%
SHERIFF	DEPUTY SHERIFF STEP II	\$40,510.00	100.00%
SHERIFF	DEPUTY SHERIFF STEP II	\$40,510.00	100.00%
SHERIFF	SERGEANT STEP I	\$47,359.00	100.00%
SHERIFF	SERGEANT STEP II	\$49,017.00	100.00%
SHERIFF	SR. DEPUTY SHERIFF STEP III	\$46,120.00	100.00%
SHERIFF	SR. DEPUTY SHERIFF STEP IV	\$47,734.00	100.00%
SHERIFF	SR. DEPUTY SHERIFF STEP IV	\$47,734.00	100.00%

Hidalgo County
Department Of Budget & Management

VACANCY REPORT
General Fund
As of September 30, 2015

Department	Position Title	Budgeted Salary	Comp %
SHERIFF	TECHNICIAN IV	\$38,222.00	100.00%
CONSTABLE PCT.3	DEPUTY CONSTABLE STEP II	\$40,510.00	100.00%
JAIL	ADMINISTRATIVE ASSISTANT I	\$26,867.00	100.00%
JAIL	DETENTION OFFICER	\$32,461.00	100.00%
JAIL	DETENTION OFFICER STEP I	\$31,364.00	100.00%
JAIL	DETENTION OFFICER STEP I	\$31,364.00	100.00%
JAIL	DETENTION OFFICER STEP I	\$31,364.00	100.00%
JAIL	DETENTION OFFICER STEP I	\$31,364.00	100.00%
JAIL	DETENTION OFFICER STEP I	\$31,364.00	100.00%
JAIL	DETENTION OFFICER STEP I	\$31,364.00	100.00%
JAIL	DETENTION OFFICER STEP I	\$32,461.00	100.00%
JAIL	DETENTION OFFICER STEP I	\$31,364.00	100.00%
JAIL	DETENTION OFFICER STEP I	\$31,364.00	100.00%
JAIL	DETENTION OFFICER STEP I	\$31,364.00	100.00%
JAIL	DETENTION OFFICER STEP I	\$31,364.00	100.00%
JAIL	DETENTION OFFICER STEP I	\$31,364.00	100.00%
JAIL	DETENTION OFFICER STEP II	\$32,461.00	100.00%
JAIL	DETENTION OFFICER STEP II	\$32,461.00	100.00%
JAIL	LICENSED VOCATIONAL NURSE III	\$53,894.00	100.00%
JAIL	REGISTERED NURSE IV	\$60,655.00	100.00%
JAIL	SERGEANT STEP V	\$43,548.00	100.00%
JAIL	SR. DETENTION OFFICER STEP II	\$35,707.00	100.00%
JAIL	SR. DETENTION OFFICER STEP III	\$36,957.00	100.00%
JAIL	SR. DETENTION OFFICER STEP IV	\$38,251.00	100.00%
CO TREASURER	PAYROLL CLERK II	\$32,696.00	100.00%
SANITATION PCT.2	PROGRAM MANAGER	\$47,800.00	100.00%
SANITATION PCT.3	MAINTENANCE I	\$25,626.00	100.00%
SANITATION PCT.3	MAINTENANCE I	\$25,626.00	100.00%
SANITATION PCT.3	OFFICE CLERK	\$28,840.00	100.00%
SANITATION PCT.3	TRUCK DRIVER II	\$32,960.00	100.00%
SANITATION PCT.4	ATTENDANT	\$24,171.00	100.00%
SANITATION PCT.4	ATTENDANT	\$23,674.00	100.00%
SANITATION PCT.4	CLERK I	\$10,504.00	100.00%
SANITATION PCT.4	TRUCK DRIVER II	\$28,537.00	100.00%
PARKS PCT.2	MAINTENANCE I	\$23,015.00	100.00%
PARKS PCT.2	MAINTENANCE I	\$23,015.00	100.00%
PARKS PCT.3	PARKS DIRECTOR	\$53,291.00	100.00%
PARKS PCT.4	MAINTENANCE II	\$22,303.00	100.00%
PARKS PCT.4	PARK MAINT II	\$23,015.00	100.00%
PARKS PCT.4	PARK MAINTENANCE I	\$23,015.00	100.00%
PARKS PCT.4	PARK MAINTENANCE I	\$23,015.00	100.00%
PARKS PCT.4	PARK MAINTENANCE SUPERVISOR	\$38,949.00	100.00%
PCT 2 CRC - SAN JUAN	CUSTODIAN	\$22,940.00	100.00%
Total:		\$3,156,184.00	
OTHER COUNTY DEPARTMENTS			
BUDGET & MANAGEMENT	ADMINISTRATIVE ASSISTANT I	\$24,929.00	100.00%
BUDGET & MANAGEMENT	BUDGET ANALYST I	\$42,236.00	100.00%
BUDGET & MANAGEMENT	BUDGET ANALYST II	\$44,583.00	100.00%
BUDGET & MANAGEMENT	BUDGET CLERK I	\$31,518.00	100.00%
BUDGET & MANAGEMENT	BUDGET CLERK II	\$33,917.00	100.00%
BUDGET & MANAGEMENT	CLERK II	\$22,303.00	100.00%

Hidalgo County
Department Of Budget & Management

VACANCY REPORT

General Fund

As of September 30, 2015

Department	Position Title	Budgeted Salary	Comp %
BUDGET & MANAGEMENT	PLANNING ANALYST I	\$42,236.00	100.00%
PURCHASING	BUYER II	\$39,108.00	100.00%
CO AUDITOR	ACCOUNTANT I	\$38,222.00	100.00%
CO AUDITOR	ACCOUNTS PAYABLE SPECIALIST I	\$28,094.00	100.00%
CO AUDITOR	ADMINISTRATIVE ASSISTANT II	\$30,062.00	100.00%
CO AUDITOR	INTERNAL AUDITOR II	\$38,222.00	100.00%
DOMESTIC RELATIONS OFFICE	DOMESTIC RELATIONS OFFICE DIRECTOR	\$30,325.00	100.00%
CIVIL SERVICE	CIVIL SERVICE LIAISON	\$32,769.00	100.00%
PLANNING DEPT	GIS CLERK II	\$23,695.00	100.00%
PLANNING DEPT	GIS CLERK II	\$23,695.00	100.00%
PLANNING DEPT	PLANNING INSPECTOR I	\$24,087.00	100.00%
PLANNING DEPT	PLANNING SUPERVISOR	\$58,127.00	100.00%
FACILITIES MANAGEMENT	ADMINISTRATIVE ASSISTANT II	\$29,100.00	100.00%
FACILITIES MANAGEMENT	BUDGET CLERK I	\$31,518.00	100.00%
FACILITIES MANAGEMENT	CUSTODIAN II	\$23,083.00	100.00%
FACILITIES MANAGEMENT	MAINTENANCE I	\$22,303.00	100.00%
FACILITIES MANAGEMENT	MAINTENANCE III	\$34,208.00	100.00%
SAFETY	SAFETY OFFICER III	\$55,859.00	100.00%
ENVIROMENTAL COMPLIANCE	ENVIRONMENTAL COMPLIANCE MONITOR	\$35,391.00	100.00%
TX DPS	ADMINISTRATIVE ASSISTANT I	\$26,614.00	100.00%
JUV COURT INTAKE	PROBATION OFFICER	\$54,896.00	100.00%
JUV DENTENTION PRE ADJ	JSO/ DETENTION OFFICER	\$32,120.00	100.00%
JUV DENTENTION PRE ADJ	JSO/ DETENTION OFFICER	\$33,084.00	100.00%
JUV DENTENTION PRE ADJ	JSO/ DETENTION OFFICER	\$32,120.00	100.00%
JUV DENTENTION PRE ADJ	JSO/ DETENTION OFFICER	\$35,307.00	100.00%
JUV DENTENTION PRE ADJ	JSO/ DETENTION OFFICER	\$34,775.00	100.00%
JUV DENTENTION PRE ADJ	JSO/ DETENTION OFFICER	\$32,120.00	100.00%
HEALTH ADM	ADMINISTRATIVE ASSISTANT III	\$28,245.00	78.84%
HEALTH ADM	CLERK II	\$24,720.00	100.00%
HEALTH ADM	ELIGIBILITY SPECIALIST I	\$24,929.00	100.00%
HEALTH ADM	OUTREACH SPECIALIST I	\$24,929.00	100.00%
HEALTH ADM	PUBLIC HEALTH TECHNICIAN III	\$50,614.00	100.00%
HEALTH CLINICS	ADVANCED CLINICAL PRACTITIONER	\$89,122.00	100.00%
HEALTH CLINICS	BILLING SUPERVISOR	\$41,280.00	100.00%
HEALTH CLINICS	CLERK II	\$4,461.00	20.00%
HEALTH CLINICS	CLERK II	\$3,568.00	16.00%
HEALTH CLINICS	CLERK III	\$26,330.00	100.00%
HEALTH CLINICS	CLINIC AIDE II	\$24,720.00	100.00%
HEALTH CLINICS	CLINIC AIDE II	\$5,566.00	22.52%
HEALTH CLINICS	DIRECTOR OF NURSING	\$81,755.00	100.00%
HEALTH CLINICS	HR COORDINATOR III	\$49,646.00	83.30%
HEALTH CLINICS	LICENSED VOCATIONAL NURSE II	\$41,280.00	100.00%
HEALTH CLINICS	LICENSED VOCATIONAL NURSE II	\$44,794.00	100.00%
HEALTH CLINICS	MEDICAL TECHNICIAN I	\$26,927.00	100.00%
HEALTH CLINICS	OUTREACH SPECIALIST I	\$2,138.00	8.03%
HUMAN SERVICES	ELIGIBILITY SPECIALIST I	\$24,929.00	100.00%
HUMAN SERVICES	ELIGIBILITY SPECIALIST II	\$32,029.00	100.00%
1115 WAIVER DSRIP	COORDINATOR I	\$40,000.00	100.00%
TX AGRILIFE EXT	ADMINISTRATIVE ASSISTANT II	\$28,094.00	100.00%

Hidalgo County
 Department Of Budget & Management

VACANCY REPORT
 General Fund
 As of September 30, 2015

Department	Position Title	Budgeted Salary	Comp %
TX AGRILIFE EXT	FML & CNSMR SCNC PRG ASST	\$23,864.00	100.00%
ALTERNATIVE INCARCERATION PRG	ADULT SUPERVISION OFFICER	\$43,260.00	100.00%
ELECTIONS DEPT	ELECTIONS CLERK	\$10,504.00	100.00%
ELECTIONS DEPT	ELECTIONS CLERK	\$10,504.00	100.00%
ELECTIONS DEPT	ELECTIONS CLERK	\$10,504.00	100.00%
ELECTIONS DEPT	ELECTIONS CLERK	\$10,504.00	100.00%
ELECTIONS DEPT	ELECTIONS CLERK	\$10,504.00	100.00%
ELECTIONS DEPT	ELECTIONS CLERK	\$10,504.00	100.00%
ELECTIONS DEPT	ELECTIONS CLERK	\$10,504.00	100.00%
ELECTIONS DEPT	ELECTIONS SPECIALIST I	\$30,342.00	100.00%
ELECTIONS DEPT	VOTER REGISTRATION SPCLST I	\$26,265.00	100.00%

Total: \$2,027,457.00

Total Salaries: \$5,183,641.00

Elected Offiical Depts: 91

Other County Depts: 65

Total No. of Vacant Positions: 156



Road & Bridge Fund Balance

This report reflects road & bridge fund balance by precinct.

Hidalgo County

Department Of Budget & Management

ROAD & BRIDGE FUND BALANCE

As of September 30, 2015

	Pct. 1	Pct. 2	Pct. 3	Pct. 4
Beginning Fund Balance (as of 1/1/2015)	\$ 278,384.80	\$ 2,314,466.38	\$ 603,620.82	\$ (766,412.88)
Appropriations/Adjustments	(277,948.14)	(2,382,353.33)	(601,620.82)	445,390.79
Ending Fund Balance (as of 9/30/2015)	\$ 436.66	\$ (67,886.95)	\$ 2,000.00	\$ (321,022.09)



Road & Bridge~ Personnel Adjustments by Department

This report illustrates all personnel adjustments by department approved by Commissioners' Court during the current quarter.

Hidalgo County

Department of Budget & Management

DELETION & CREATION OF POSITIONS

Road & Bridge

As of September 30, 2015

Beginning Balance (as of 7/1/15):	0	\$ 30,987.00
--	----------	---------------------

Activity:

CC Approval Date ¹	Department	Slot No	Position Title	Salary
09/01/15	PCT 1 RD MAINT	T147	MAINTENANCE I	6,250.40
Total Activity:		1		\$ 6,250.40

Ending Balance (as of 9/30/15):	1	\$ 37,237.40
--	----------	---------------------

Notes:

1. Total count of positions represent net total between deletions and creations only.

Hidalgo County

Department of Budget & Management

OTHER PERSONNEL ADJUSTMENTS

Road & Bridge

As of September 30, 2015

Beginning Balance (as of 7/1/15): \$ (36,044.00)

Activity:

CC Approval Date	Department	Action Type	Slot No	Position Title	Salary
07/07/15	PCT 2 RD. MAINT.	R	0014	MECHANIC IV	7,789.00
07/07/15	PCT 2 RD. MAINT.	R	0016	HEAVY EQUIPMENT OPERATOR III	9,051.00
07/07/15	PCT 2 RD. MAINT.	R	0026	TRUCK DRIVER II	3,630.00
07/07/15	PCT 2 RD. MAINT.	R	0035	MAINTENANCE III	3,696.00
07/07/15	PCT 2 RD. MAINT.	R	0037	TRAFFIC SAFETY SPECIALIST III	6,943.00
07/07/15	PCT 2 RD. MAINT.	R	0040	MAINTENANCE III	5,618.00
07/07/15	PCT 2 RD. MAINT.	R	0065	HEAVY EQUIPMENT OPERATOR II	9,498.00
07/07/15	PCT 2 RD. MAINT.	SI	0012	HEAVY EQUIPMENT OPERATOR III	4,637.00
07/07/15	PCT 2 RD. MAINT.	SI	0024	TRUCK DRIVER III	5,198.00
07/07/15	PCT 2 RD. MAINT.	SI	0028	TRUCK DRIVER II	4,203.00
07/07/15	PCT 2 RD. MAINT.	SI	0029	TRUCK DRIVER II	4,203.00
07/07/15	PCT 2 RD. MAINT.	SI	0064	HEAVY EQUIPMENT OPERATOR I	4,565.00
Total Activity:					\$ 69,031.00

Ending Balance (as of 9/30/15): \$ 32,987.00

Action Type Legend:

A - Allowances SI - Salary Increase
R - Reclassification SD - Salary Decrease



Road & Bridge-Vacancy Report

This report illustrates Road & Bridge vacant positions as of the end of the current quarter.

Hidalgo County
 Department Of Budget & Management

VACANCY REPORT
 Road & Bridge
 As of September 30, 2015

Department	Position Title	Budgeted Salary	Comp %
PCT 1 ROAD MAINTENANCE	MAINTENANCE I	\$6,250.00	100.00%
COUNTYWIDE MECHANIC SHOP	TRUCK DRIVER III	\$30,233.00	100.00%
PCT 2 ROAD MAINTENANCE	FOREMAN	\$38,934.00	100.00%
PCT 3 ROAD MAINTENANCE	MECHANIC III	\$43,260.00	100.00%
PCT 3 ROAD MAINTENANCE	RIGHT OF WAY AGENT V	\$64,349.00	100.00%
PCT 3 DRAIN IMPRV PRJ	HEAVY EQUIPMENT OPERATOR III	\$32,000.00	100.00%
PCT 3 DRAIN IMPRV PRJ	HEAVY EQUIPMENT OPERATOR III	\$32,000.00	100.00%
PCT 3 DRAIN IMPRV PRJ	PIPE LAYER/FITTER	\$28,840.00	100.00%
PCT 4 ROAD MAINTENANCE	FIXED ASSET MANAGER	\$49,549.00	93.36%
PCT 4 ROAD MAINTENANCE	HEAVY EQUIPMENT OPERATOR I	\$23,015.00	100.00%
PCT 4 ROAD MAINTENANCE	HEAVY EQUIPMENT OPERATOR II	\$29,250.00	100.00%
PCT 4 ROAD MAINTENANCE	HEAVY EQUIPMENT OPERATOR II	\$23,015.00	100.00%
PCT 4 ROAD MAINTENANCE	HEAVY EQUIPMENT OPERATOR II	\$28,984.00	100.00%
PCT 4 ROAD MAINTENANCE	HEAVY EQUIPMENT OPERATOR II	\$33,822.00	100.00%
PCT 4 ROAD MAINTENANCE	MAINTENANCE II	\$26,323.00	100.00%
PCT 4 ROAD MAINTENANCE	RIGHT OF WAY AGENT V	\$64,349.00	100.00%
PCT 4 ROAD MAINTENANCE	RIGHT OF WAY AGENT V	\$65,988.00	100.00%
PCT 4 ROAD MAINTENANCE	TIRE REPAIR	\$28,537.00	100.00%
PCT 4 ROAD MAINTENANCE	TRUCK DRIVER II	\$29,676.00	100.00%
PCT 4 ROAD MAINTENANCE	TRUCK DRIVER III	\$29,170.00	100.00%
PCT 4 BCAP	FIXED ASSET MANAGER	\$3,805.00	6.64%
PCT 4 DRAIN IMPRV PRJ	HEAVY EQ OP II	\$30,503.00	100.00%
PCT 4 DRAIN IMPRV PRJ	TRUCK DRIVER III	\$30,503.00	100.00%

Total Salaries: \$772,355.00

Total No. of Vacant Positions: 23



JP Revenue Collection Reports

These reports illustrate a history of JP revenue collections along with current YTD collections totaled by Justice of the Peace.

Hidalgo County

Department of Budget & Management

ANNUAL JP COLLECTION REPORT

3 Year History

As of September 30, 2015

Pct/Place	2013	2014	2015 YTD
Pct 1 Place 1	898,621.88	777,598.39	766,914.98
Pct 1 Place 2	533,106.69	528,327.81	613,015.32
Pct 2 Place 1	1,046,507.86	839,888.59	1,257,640.96
Pct 2 Place 2	1,203,809.44	731,979.89	695,688.66
Pct 3 Place 1	906,919.57	844,268.69	1,000,313.90
Pct 3 Place 2	1,442,992.39	1,014,021.78	951,447.23
Pct 4 Place 1	1,388,607.60	1,297,746.10	1,061,897.02
Pct 4 Place 2	435,704.76	397,070.44	427,988.79
Pct 5 Place 1	446,351.27	321,000.36	-
Total:	\$ 8,302,621.46	\$ 6,751,902.05	\$ 6,774,906.86

* Undistributed Collections

Hidalgo County
 Department of Budget & Management
JP COLLECTION REPORT
 As of September 30, 2015

	JP 1		JP 2		JP 3		JP 4		Total
	Place 1	Place 2	Place 1	Place 2	Place 1	Place 2	Place 1	Place 2	
January	61,365.05	46,301.40	114,230.05	62,657.75	95,638.14	69,964.81	103,609.20	40,055.20	\$ 593,821.60
February	135,714.18	104,630.43	118,069.81	77,454.45	145,390.01	146,180.42	174,915.45	53,736.50	\$ 956,091.25
March	143,893.75	110,821.57	221,174.40	110,347.95	172,554.86	181,966.15	179,542.32	66,390.15	\$ 1,186,691.15
April	103,702.40	90,095.15	105,387.65	81,127.47	121,900.69	117,589.20	133,648.75	60,108.85	\$ 813,560.16
May	86,108.50	70,489.87	196,655.83	75,843.10	99,800.14	97,505.95	111,037.10	49,109.82	\$ 786,550.31
June	78,449.55	54,274.85	142,231.20	59,409.34	109,036.80	110,918.49	116,861.50	46,847.40	\$ 718,029.13
July	57,583.80	43,474.15	134,160.35	57,107.85	72,299.56	86,389.98	80,799.20	32,405.46	\$ 564,220.35
August	57,088.90	41,508.50	81,657.67	90,846.75	87,025.96	80,361.66	82,429.90	40,552.00	\$ 561,471.34
September	43,008.85	51,419.40	144,074.00	80,894.00	96,667.74	60,570.57	79,053.60	38,783.41	\$ 594,471.57
October									\$ -
November									\$ -
December									\$ -
Total:	766,914.98	613,015.32	1,257,640.96	695,688.66	1,000,313.90	951,447.23	1,061,897.02	427,988.79	\$ 6,774,906.86

* Undistributed Collections

** Adjustments made to prior months are based on the date the receipt was posted.



Court Reporter Expenditure Analysis

This report illustrates the expenditures for the current calendar year in comparison to prior year on a monthly basis.

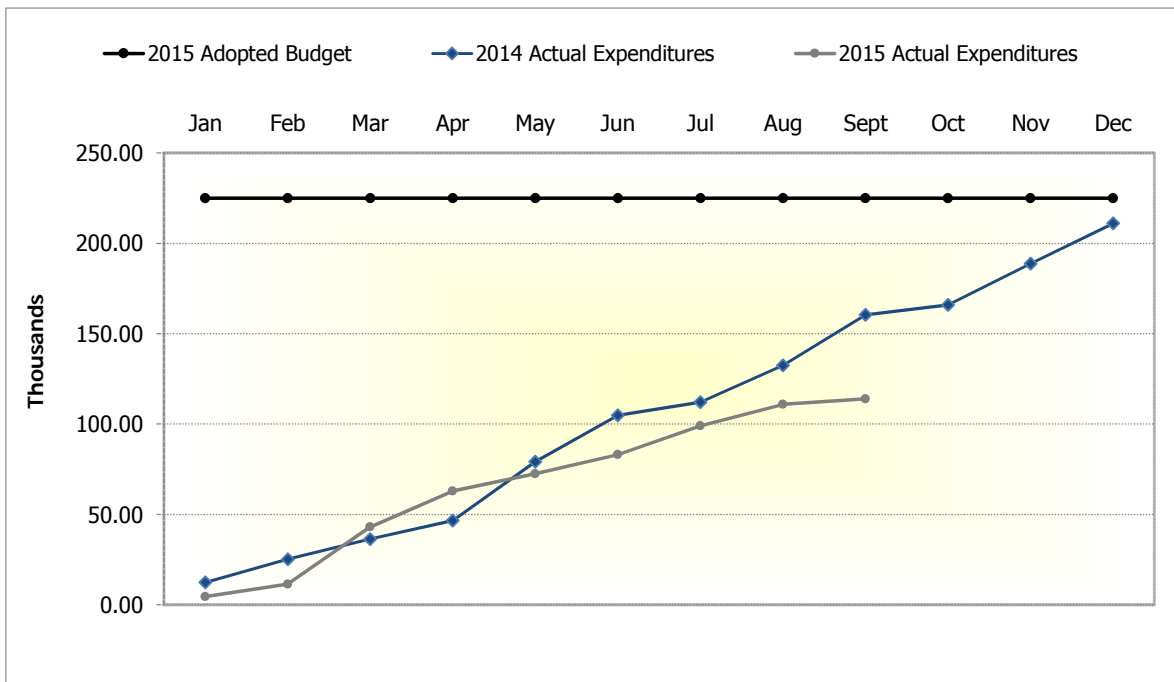
Hidalgo County

Department of Budget & Management

COURT REPORTER

2014 vs 2015
As of September 30, 2015

Month	2014 Actual Expenditures	2015 Actual Expenditures	% Change Qtrly 2014 vs 2015
January	12,373.22	4,531.20	
February	12,766.50	6,820.00	18.65%
March	11,117.22	31,667.83	
April	10,379.00	19,888.00	
May	32,455.00	9,559.00	-41.52%
June	25,678.00	10,618.00	
July	7,405.00	15,862.00	
August	20,212.31	11,917.80	-44.71%
September	28,083.76	3,015.00	
October	5,529.00	-	
November	22,755.00	-	
December	22,235.07	-	
Total:	210,989.08	113,878.83	



Note: Report includes any expenses to Fund 1239.



Unemployment Reports

These reports illustrate a 3 year history of annual unemployment claim expenses and unemployment claims processed and decisions received by department for the current quarter.

Hidalgo County

ANNUAL UNEMPLOYMENT CLAIM CHARGES BY DEPT 3 Year History

Department	2013 Annual Charges	2014 Annual Charges	2015 Annual Charges thru 3rd Quarter
275th District Court	-	9,534	1,856
389th District Court	-	-	12,090
County Court at Law #1	-	6,589	(171)
County Court at Law #5	-	-	-
County Court at Law #6	-	5,448	6,246
County Court at Law #8	7,920	3,520	-
Adult Probation	11,882	5,776	7,846
Budget & Management	-	-	9,282
Constable Pct. 1	861	4,320	6,412
Constable Pct. 2	11,440	-	-
Constable Pct. 3	-	-	465
Constable Pct. 4	10,204	-	-
Constable Pct. 5	29,158	-	-
County Clerk	1,168	4,182	-
County Judge	-	-	5,124
District Attorney	8,216	7,460	36,736
District Clerk	12,445	(50)	1,364
Elections Department	12,562	2,451	1,994
Facilities Management	7,145	1,831	-
Health Department	11,955	21,145	4,015
HIDTA	-	-	28,120
Human Resources	1,664	945	-
Information Technology	8,683	5,232	-
J.P. Pct 1 PL 2	-	5,138	-
J.P. Pct 2 PL 1	-	3,360	5,078
J.P. Pct 2 PL 2	-	976	19,608
J.P. Pct 3 PL 1	(522)	2,656	5,680
J.P. Pct 3 PL 2	1,822	-	-
J.P. Pct 4 PL 2	-	-	203
J.P. Pct 5 PL 1	-	-	8,073
Juvenile	91,602	39,258	53,353
Pct. 1	184,770	102,273	32,237
Pct. 2	8,643	155	1,968
Pct. 3	16,308	4,291	2,384
Pct. 4	5,912	18,480	9,771
Purchasing Department	10,094	-	4,236
Sheriff Office	137,659	86,154	93,174
Tax Office	25,777	9,575	12,609
Urban County	5,126	10,688	-
WIC	30,028	38,834	10,016
Total	\$ 652,521	\$ 400,223	\$ 379,768

Hidalgo County
Department of Budget & Management

UNEMPLOYMENT CLAIMS PROCESSED
3rd QTR 2015

Department	Claims Processed	Claims Protested	Claims not Protested	Unpreventable Base Period Claims	Claims Won	Claims Lost	Base Period Claims Lost	Pending Decisions	Total Potential Liability	Liability Suspended	Potential Liability from Lost Claims
Adult Probation	2	1	1	-				2	11,947.56		
Budget & Management	1	-	-	1	-	-	1	-	9,281.79	-	9,281.79
Child Welfare	1	1	-	-	1	-	-	-	-	-	-
Constable Pct 3	1	-	-	1	-	-	1	-	11,440.00	-	11,440.00
District Attorney	1	-	1	-				1	10,651.26		
Facilities Management	1	-	1	-	-	1	-	-	4,081.43	-	4,081.43
Health	2	2	-	-	2	-	-	-	9,502.73	9,502.73	-
JP Pct 4 PI 2	1	-	1	-			-	1	832.12		
Juvenile	4	2	-	2	1		2	1	34,689.02	8,672.37	17,083.98
Pct 1	2	1	-	1	1	-	1	-	3,511.39	2,445.74	1,065.65
Pct 2	2	-	1	1	1	-	1	-	2,522.67	-	2,522.67
Pct 3	2	2	-	-	2	-	-	-	4,631.11	4,631.11	-
Pct 4	1	-	-	1	-	-	1	-	360.82	-	360.82
Sheriff	8	-	-	8	-	-	8	-	51,359.82		51,359.82
WIC	2	-	-	2	-	-	2	-	7,564.84	-	7,564.84
Total	31	9	5	17	8	1	17	5	162,376.56	25,251.95	104,761.00

Hidalgo County

Department of Budget & Management

UNEMPLOYMENT DECISIONS RECEIVED

Prior Months

3rd QTR 2015

Department	Date Claims Processed	Decisions Received	Claims Won	Claims Lost	Liability Suspended	Potential Liability from Lost Claims
Health	2nd Qtr. 2015	3	3	-	19,771.01	-
Sheriff	2nd Qtr. 2015	1	1	-	-	-
Juvenile	2nd Qtr. 2015	1	1	-	8,672.37	-
Total		5	5	-	28,443.38	-